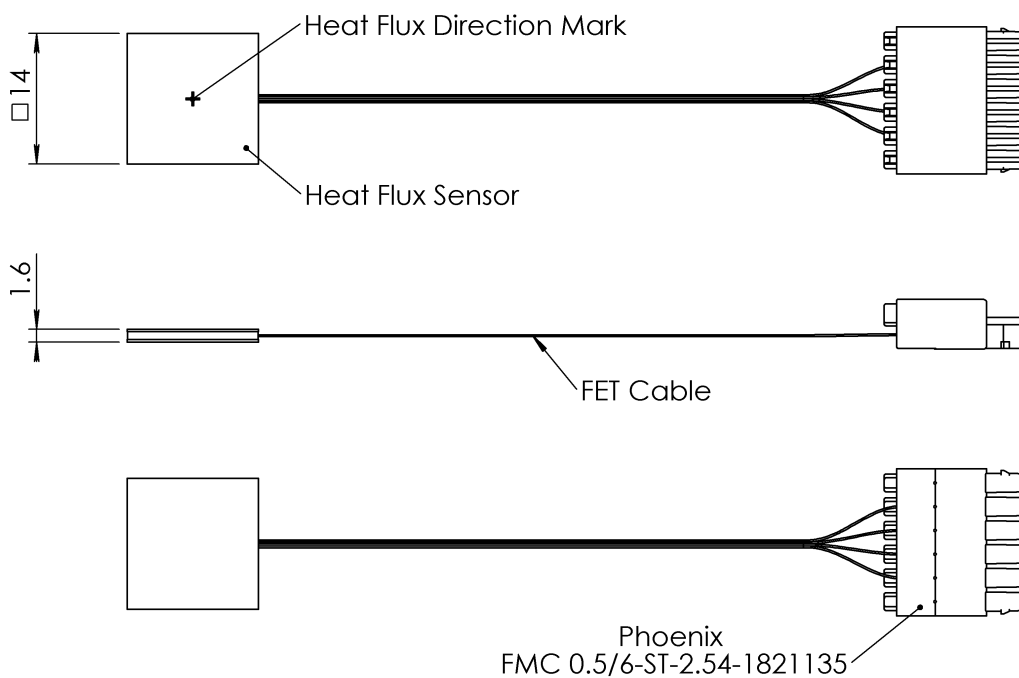


The HFC04-126-05L14 – high sensitive and self-calibrating sensor of conduction, convection and radiation heat fluxes in a wide range of heat flux intensities. Compatible with Datalogger DX8140.

- Ultra-High Sensitivity
- Miniature Dimensions
- Self-calibrating
- FET cable
- Phoenix Connector


Sensitivity S_e	$\mu\text{V}/(\text{W}/\text{m}^2)$	63
Integral sensitivity S_a	V/W	0.32
Heat Flux Range P_e	$\pm\text{W}/\text{m}^2$	11 000
Integral Heat Flux Range P_a	$\pm\text{W}$	2.15
Thermal Time Constant	s	1.3
Thermal Resistance R_T	$\text{K}/(\text{W}/\text{m}^2)$	9.10E-04
Integral Thermal Resistance R_T	K/W	4.7

DIMENSIONS (mm)



Sensor Type		Thermoelectric
Surface material		AlN Ceramics, painted black
Protection class ⁽²⁾		IP67
Surface dimensions AxB	mm ²	14x14
Thickness H	mm	1.6
Pellet pairs		126
Sensitivity Se	μV/(W/m ²)	63
Integral sensitivity Sa	V/W	0.32
Heat Flux Range Pe	±W/m ²	11 000
Integral Heat Flux Range Pa	±W	2.15
Thermal Time Constant	s	1.3
Thermal Resistance RT	K/(W/m ²)	9.10E-04
Integral Thermal Resistance RT	K/W	4.7
Electrical Resistance ACR	Ohm	7.96
Temperature Dependence ⁽³⁾ dS/dT	%/°C	0.25
Linearity with Power dS/dP	±%/(W/m ²)	0.03 %
Homogeneity dS/dA	±%	1
Calibration Accuracy	±%	3
Calibration Temperature Range	°C	-40 ... +80
Operating Temperature Range	°C	-50 ... +150
Max. compressive Force for clamping	kg	91
Cable Length ⁽⁴⁾ L	cm	180
Connector type ⁽⁵⁾		FMC 0,5/6-ST-2,54-18211355
RoHS		Compliant

1. Performance parameters shown in specifications are given for ambient temperature Ta=300 K (27 °C)
2. Application in water - not more than 1 hour. Maximum temperature 100°C.
3. Average value at Ta=300 K (27 °C). Detailed temperature dependence is given in table
4. Sensor is equipped with thin FEP Flat Ribbon Cable, 0.025" Pitch, 32 AWG, 1,8 m.
Wire resistance 0.54Ohm/m
5. Cable is ended by miniature connector FMC 0,5/6-ST-2,54-18211355 (Phoenix).
The reciprocal connector p/n is MCV 0,5/6-G-2,54 SMD R44-1821588



Heat Flux Sensor Cable is ended by miniature connector FMC 0,5/6-ST-2,54-18211355 (Phoenix).
The reciprocal connector p/n is MCV 0.5/6-G-2.54 SMD R44-1821588 (not included).

SELF-CALIBRATION METHOD

Sensitivity of thermoelectric heat flux sensor S_a [V/W]

$$S_a = \frac{U}{P} = N \times \alpha \times R_t$$

U – sensor signal at heat flux P_e ;
N – number of pellet pairs inside a sensor;
RT – thermal resistance;
 α – Seebeck coefficient (average value P-N pair)

Figure-of Merit Z of thermoelectric sensor

$$Z = \frac{(N \times \alpha)^2 \times R_t}{ACR}$$

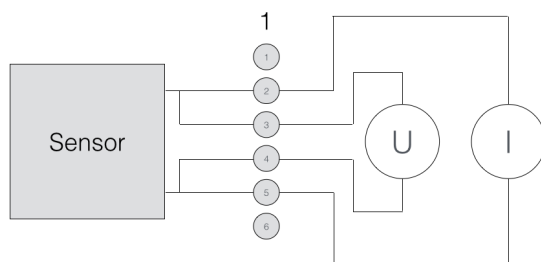
Calibration expression with use of Z, ACR and Seebeck coefficient α

$$S_a = \frac{1}{(\alpha \times N)} \times Z \times ACR$$

$$S_e = S_a \times S \quad \text{where } S - \text{surface area}$$

MEASUREMENT SCHEME

Self-calibration to be made by measurement of Figure-of-Merit and ACR Resistance of thermoelectric heat flux sensor by four-wire method which is provided by four wires of the FET cable connected to the sensor.



Use TEC Microsystems Z-Meters made by for measurement of Figure-of-Merit and ACR resistance of thermoelectric heat flux sensor.

Or Datalogger DX8140 developed for HTx, HFx series of thermoelectric heat flux sensors.

LEGAL NOTICE


All logos, images, trademarks and product names (collectively Materials) are proprietary to TEC Microsystems GmbH and/or any of its affiliates, or subsidiaries, or other respective owners that have granted TEC Microsystems GmbH the permission and/or license to use such Materials. All images are provided by TEC Microsystems GmbH and are subjects of copyright protection.

TEC Microsystems GmbH does not grant a copyright license (express or implied) to the Recipient, except that Recipient may reproduce the logos, images and text materials in this press-release without any alteration for non-promotional or editorial purposes only with a written note about materials owner.

COPYRIGHT PROTECTION WARNING

Graphics materials and texts from this datasheet may not be used commercially without a prior response in writing on company letterhead and signed by TEC Microsystems GmbH authority. Thank you for respecting the intellectual property rights protected by the International Copyright laws.

All images contain TEC Microsystems GmbH hidden watermark for the immediate proof of their origin.



TEC Microsystems image



Hidden Watermark