


## THERMOELECTRIC HEAT FLUX SENSOR ————— HRD02-040-03L04

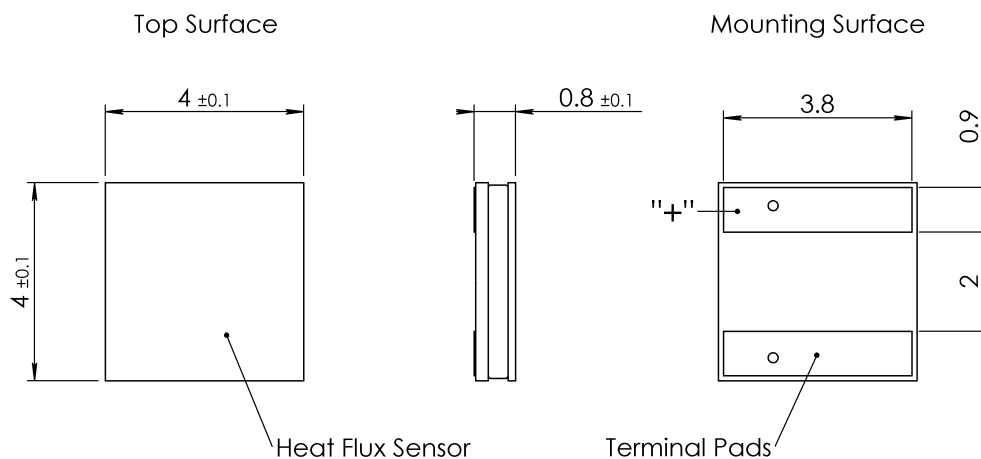


The HRD02-040-03L04 – SMD type, high sensitive and self-calibrating sensor of radiation heat fluxes in a wide range of heat flux intensities. Compatible with Datalogger DX8140.

- Ultra-High Sensitivity
- Miniature Dimensions
- Self-calibrating
- SMD solution
- Suitable for Flip-Chip mounting process

Spectral range	$\mu\text{m}$	0.2...15
Surface Emissivity $\epsilon$		0.95
Sensitivity $S_e$	$\mu\text{V}/(\text{W}/\text{m}^2)$	11
Integral Sensitivity $S_a$	$\text{V}/\text{W}$	0.68
Detectivity	$\text{cmHz}^{1/2}/\text{W}$	1.30E+09
Time Constant $\tau$	s	0.4
Electrical Resistance ACR	Ohm	6.0

### DIMENSIONS (mm)




HRx Heat Flux Sensor has two flat sides. The sensing (working) side is completely black. Bottom side contains two terminal pads for SMT soldering process and a mark between them.

Sensor Type		Thermoelectric
Surface material		AlN ceramics, painted black
Protection		IP67
Surface dimensions AxB	mm <sup>2</sup>	4x4
Thickness H	mm	0.8
Pellet pairs		40
Spectral range	µm	0.2...15
Surface Emissivity ε		0.95
Sensitivity Se	µV/(W/m <sup>2</sup> )	11
Integral Sensitivity Sa	V/W	0.68
Detectivity	cmHz <sup>1/2</sup> /W	1.30E+09
Time Constant τ	s	0.4
Electrical Resistance ACR <sup>1)</sup>	Ohm	6.0
Power Density max Pe	±W/m <sup>2</sup>	14 500
Maximal Power Pa	±W	0.24
Thermal Resistance RT	K/(W/m <sup>2</sup> )	6.80E-04
Integral Thermal Resistance RT	K/W	42.4
Temperature Dependence <sup>2)</sup> dS/dT	%/°C	0.25
Linearity with Power dS/dP	±%/(W/m <sup>2</sup> )	0.01 %
Homogeneity dS/dA.	±%	1
Calibration Accuracy	±%	3
Calibration Temperature Range Min/Max	°C	-40 ... +85
Operating Temperature Range Min/Max	°C	-60 ... +150
Soldering Temperature <sup>3)</sup> Max °C	°C	+260
Cooling Method		Convection
Terminal Contacts		Bottom Side
RoHS		Compliant

1. Performance parameters shown in specifications are given for ambient temperature Ta=300 K (27 °C)
2. Average value. Detailed temperature dependence is available.
3. Max duration 5 minutes.

## PINOUT CONFIGURATION

HRD02-040-03L04



HRx Heat Flux Sensor has two flat sides. The sensing (working) side is completely black. Bottom side contains two terminal pads for SMT soldering process and a mark between them.

## SELF-CALIBRATION METHOD

Sensitivity of thermoelectric heat flux sensor  $S_a$  [V/W]

$$S_a = \frac{U}{P} = N \times \alpha \times R_t$$

U – sensor signal at heat flux  $P_e$ ;  
 N – number of pellet pairs inside a sensor;  
 RT – thermal resistance;  
 $\alpha$  – Seebeck coefficient (average value P-N pair)

Figure-of Merit Z of thermoelectric sensor

$$Z = \frac{(N \times \alpha)^2 \times R_t}{ACR}$$

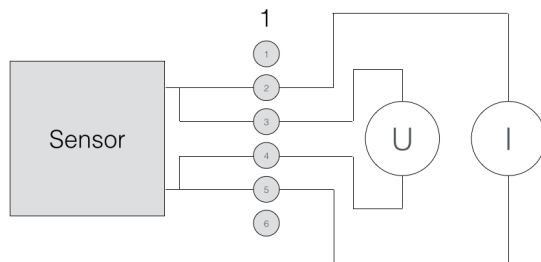
Calibration expression with use of Z, ACR and Seebeck coefficient  $\alpha$

$$S_a = \frac{1}{(\alpha \times N)} \times Z \times ACR$$

$$S_e = S_a \times S \quad \text{where } S - \text{surface area}$$

## MEASUREMENT SCHEME

Self-calibration to be made by measurement of Figure-of-Merit and ACR Resistance of thermoelectric heat flux sensor by four-wire method which is provided by four wires of the FET cable connected to the sensor.



Use TEC Microsystems Z-Meters made by for measurement of Figure-of-Merit and ACR resistance of thermoelectric heat flux sensor.

Or Datalogger DX8140 developed for HTx, HFX series of thermoelectric heat flux sensors.

## LEGAL NOTICE


All logos, images, trademarks and product names (collectively Materials) are proprietary to TEC Microsystems GmbH and/or any of its affiliates, or subsidiaries, or other respective owners that have granted TEC Microsystems GmbH the permission and/or license to use such Materials. All images are provided by TEC Microsystems GmbH and are subjects of copyright protection.

TEC Microsystems GmbH does not grant a copyright license (express or implied) to the Recipient, except that Recipient may reproduce the logos, images and text materials in this press-release without any alteration for non-promotional or editorial purposes only with a written note about materials owner.

## COPYRIGHT PROTECTION WARNING

Graphics materials and texts from this datasheet may not be used commercially without a prior response in writing on company letterhead and signed by TEC Microsystems GmbH authority. Thank you for respecting the intellectual property rights protected by the International Copyright laws.

All images contain TEC Microsystems GmbH hidden watermark for the immediate proof of their origin.



TEC Microsystems image



Hidden Watermark